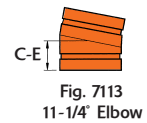
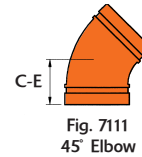
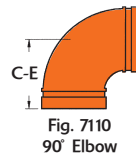
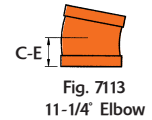
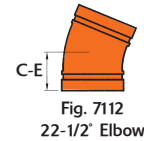




GROOVED ELBOWS

- MODEL V-7110 90° ELBOW
- MODEL V-7111 45° ELBOW
- MODEL V-7112 22-1/2° ELBOW
- MODEL V-7113 11-1/4° ELBOW

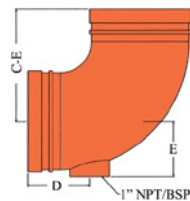
VGS grooved fittings are cast of ductile iron.



Nominal Size mm/in	Pipe O.D. mm/in	V-7110 90° Elbow		V-7111 45° Elbow		V-7112 22-1/2° Elbow		V-7113 11-1/4° Elbow	
		C - E	Kgs/Lbs	C - E	Kgs/Lbs	C - E	Kgs/Lbs	C - E	Kgs/Lbs
32	42.2	70	0.5	45	0.3	45	0.3	35	0.2
1.25	1.660	2.75	1.1	1.75	0.7	1.75	0.7	1.38	0.4
40	48.3	70	0.7	45	0.4	45	0.6	35	0.3
1.5	1.900	2.75	1.5	1.75	0.9	1.75	1.3	1.38	0.7
50	60.3	83	0.9	51	0.7	48	0.8	35	0.8
2	2.375	3.25	2.0	2.00	1.5	1.88	1.8	1.38	1.8
65	73.0	95	1.2	57	0.9	51	1.0	38	1.0
2.5	2.875	3.75	2.6	2.25	2.0	2.01	2.2	1.50	2.2
65	76.1	95	1.4	57	1.0	51	1.0	38	1.0
---	---	---	---	---	---	---	---	---	---
80	88.9	108	2.0	64	1.3	57	1.4	38	0.8
3	3.500	4.25	4.3	2.50	2.9	2.25	3.1	1.50	1.8
114.3	127	2.8	76	2.0	73	2.0	45	---	---
4	4.500	5.00	6.2	3.00	4.4	2.88	4.4	1.75	3.3
125	141.3	140	5.0	83	3.5	---	---	---	---
5	5.563	5.50	11.0	3.25	7.7	---	---	---	---
150	168.3	165	6.4	89	4.4	79	5.0	51	3.4
6	6.625	6.50	14.1	3.50	9.7	3.12	11.0	2.00	7.5
150	165.1	165	5.7	89	4.4	79	5.0	51	3.4
---	---	---	---	---	---	---	---	---	---
200	219.1	197	12.5	108	9.0	98	10.0	51	5.5
8	8.625	7.75	27.5	4.25	19.8	3.88	22.0	2.00	12.1
250	273.0	229	24.0	121	17.0	---	---	---	---
10	10.750	9.00	52.8	4.75	37.4	---	---	---	---

MODEL V-7110DR DRAIN ELBOW

The Model V-7110DR is a grooved-end ductile iron cast elbow with an integral 1" NPT or BSP drain. The V-7110DR was primarily designed for, but not limited to, use on fire protection standpipes.



Nominal Size mm/in	Pipe O.D. mm/in	Dimensions			Weight Kgs/Lbs
		C - E mm/in	D mm/in	E mm/in	
50	60.3	83	57.2	40	1.2
2	2.375	3.27	2.25	1.57	2.5
65	73.0	95	70	40	1.3
2.5	2.875	3.75	2.75	1.57	2.8
65	76.1	95	70	40	1.3
---	---	---	---	---	---
80	88.9	108	70	49	2.0
3	3.500	4.25	2.75	1.93	4.4
100	114.3	127	70	63	3.0
4	4.500	5.00	2.75	2.48	6.6
150	165.1	165	70	90	7.0
---	---	---	---	---	---
150	168.3	165	70	90	7.0
6	6.625	6.50	2.75	3.54	15.4
200	219.1	197	83	114	12.7
8	8.625	7.76	3.27	4.49	27.9

* Also available with hot dip zinc galvanized finished (optional).