

AP Series Single-Stage High Volume Attack Pump



300, 350, 450 and 500 GPM (1136, 1325, 1703, and 1893 LPM)

The Single-Stage Technology Leader

Hale's AP series serves as the first line of defense in firefighting. Available for NFPA certification at 300, 350, 450 and 500 GPM, the AP can also provide capacities up to 700 GPM from tank. Tops in performance and reliability, AP series pumps can handle most fires before the big pumper arrives.

Three different drive options — transmission PTO drive, direct engine mount, or hydraulic mount —

make Hale's AP pump one of the most versatile pumps available. The AP is ideal for supply lines, preconnects, and booster lines in mini-pumpers, first-out units, and tankers.

The AP is available with optional suction and discharge manifolding to minimize piping requirements and is offered in either engine or opposite engine rotation. When performance counts, you can count on Hale's AP series

Choice of 4 pump ratios — 2.00, 2.30, 2.55 or 2.85 to provide optimum pump performance

Comes with spring loaded, self-lubricating, maintenance free self-adjusting mechanical pump seal




Available in engine or opposite engine rotation — maximizes PTO and transmission selection. Operates within many 6 bolt PTO torque and speed limits with 2.30:1 pump ratio

Hard fine grain bronze mixed flow impeller design. Hand ground and balanced for maximum pump performance

Easily replaceable bronze clearance rings

Available with optional suction and discharge manifold system — minimizes piping requirements and incorporates provisions for relief valve with Victaulic type connections throughout



Performance

Hale pumps are designed and manufactured to produce a wide range of volumes and pressures. The limits of volume and pressure you can safely obtain depend on the available power, limits of the drive components, and the water supply. Engine size, transmission and PTO torque limits or drive line components would be considerations in determining final performance. Preferred pump performance should be checked for torque compatibility with the respective manufacturers of all power or drive line components.

AP Selected Performance Data						
GPM	LPM	PSI	BAR	HP	Kw	Notes
700	2650	100	6.9	79	59	1
**500	1893	150	10.3	75	56	1, 2
**450	1703	150	10.3	62	46	1, 2
**350	1325	150	10.3	52	39	1, 2
100	379	350	24.1	102	76	1, 2

1. Performance based on tank operation using "estimated average losses" for the 5-in. piping on the truck and with a positive pump suction pressure

2. Performance based on 10-ft lift with 20 ft. of 4-in. suction hose up to a 2,000-ft. elevation using "estimated average losses" for the truck's 5-in. suction piping

Actual pump performance will be subject to limits/losses imposed by suction and discharge piping.

**NFPA Rating Available

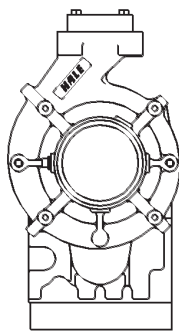
Dimensions

Weight: 130 lb (59 kg)

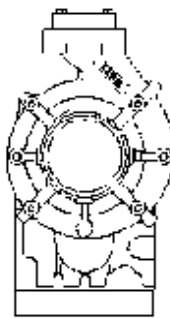
Width: 11-7/8 in. (302 mm)

Length: 14-1/8 in (359 mm)

Height: 21 in. (533 mm)



Orientation of Pump for Engine Rotation (PTO Drive) or Clockwise (Hydraulic Drive)



Orientation of Pump for Opposite Engine Rotation (PTO Drive) or Counterclockwise (Hydraulic Drive)

Technical Specifications

PUMP

Type: Single stage centrifugal pump with three primary drive options; truck transmission PTO, hydraulic drive and direct engine mount

Pump ratios: 2.00, 2.30, 2.55 and 2.85

Suction: 5 inch Victaulic connection (standard). Suction is now available with 4-1/2" NH or ISO 228/1-GTHD, 4-1/2 inch female pipe thread (NPT).

Discharge: 3-inch female threaded flange 115 series removable (standard)

Volute and Head: Heavy duty, fine grain alloy cast iron; 30,000 PSI tensile strength.

Impeller: Bronze enclosed, hand ground and balanced for maximum efficiency

Clearance Rings: Replaceable bronze

Shaft Seal: Maintenance free, self-adjusting mechanical seal.

Testing: 500 PSI hydrostatic and performance tests performed at Hale's facilities.

Tested and certified for NFPA rating if required. (Must be requested when ordered).

GEARBOX

Type: Positive gear drive for low maintenance.

Gears: High quality, heat treated steel alloy; spur cut design.

Bearings: Heavy duty precision ground for maximum performance and long life.

Housing: Fine grain cast iron; 30,000 PSI tensile strength.

OPTIONAL ACCESSORIES

- Discharge and suction manifold
- Electric rotary vane priming system
- Suction manifold
- Relief valve system
- Discharge, suction, inline and drain valves
- Model 30BPF inline tank valve with check valve
- Tachometer drive and cable
- NFPA Certification available at 300, 350, 450, and 500 GPM
- Thermal relief valve

(Note: Product specifications are subject to change without notice)



Hale Products Inc.
A Unit of IDEX Corporation
700 Spring Mill Avenue
Conshohocken, PA 19428
Tel: 610/825-6300
Fax: 610/825-6440
www.haleproducts.com

Hale Products Europe
Charles Street
Warwick, CV34 5LR
England
TEL: (44) 01926 623600
FAX: (44) 01926 623666
www.haleeurope.com

Hale Products Europe GmbH
Industriegebiet-Nord
Benzstrasse 4
64807 Dieburg, Germany
TEL: (49) 06071 /92665
FAX: (49) 06071 /926677

Note: Hale Products Inc. cannot assume responsibility for product failure resulting from improper maintenance or operation. Hale is responsible only to the limits stated in the product warranty. Product specifications contained in this material are subject to change without notice. Bulletin #532, Rev 7 2/02 © 2002, Hale Products Inc.

MADE IN THE USA

