

Adapters

In the over 100 years Elkhart has been a fire service manufacturer, we have created a wide assortment of standardized adapters to meet the varied needs of the fire industry. This extensive selection includes thread adapters to suit any need — whether for a male to female; a suction adapter with built-in strainer, NHT, NPT or custom order; or even for a universal adapter — you can find the perfect fit here.



A selection of rocker lug and pin lug options

Several material options — lightweight Elk-O-Lite® or durable cast brass (including some with chrome-plated finish)

ADAPTERS, CAPS & PLUGS



HOSE TO HOSE ADAPTERS

ADAPTERS, CAPS & PLUGS

10-3


What kind of adapter do you need?																							
Step 1: Select Material	Step 2: Choose Connection Type (Inlet to Outlet)	Step 3: Determine Gender (Inlet to Outlet)	Step 4: Select from available options																	Step 5: Pick Model Model	Figure		
			Size (Inches)											Construc- tion		Type							
			Inlet	Outlet Options										Solid	Swivel	Hex	Internal Lug	Long Handle	Pin			Rocker	
1	1.5	2		2.5	3	3.5	4	4.5	5	6													
Brass	Hose Thread to Hose Thread	NHT (M) to NHT (F)	1	•											•					s	A-327	9	
			1.5		•										•						s	D-327	8
			1.5	•	•											•					s	A-327*	9
			1.5		•											•					s	S-327	11
			2			•										•					s	A-327	9
			2.5	•		•	•									•					s	S-327	11
			2.5		•	•	•									•					s	318	12
			2.5			•	•	•			•	•	•			•					s	105	13
			2.5			•	•	•								•					s	A-327	9
			3			•	•	•								•					s	S-327	11
			3			•	•	•								•					s	105	13
			3			•	•	•								•					s	318	12
			3.5			•	•	•				•				•					s	105	13
			4			•	•	•								•					s	318	12
			4.5			•	•	•								•					s	318	12
		5			•	•	•								•					s	318	12	
		6			•	•	•								•					s	318	12	
		NHT (F) to NHT (M)	1.5	•	•	•										•					s	A-327	9
			2.5		•	•	•									•					s	D-327	8
			2.5	•	•	•	•									•					s	A-327*	9
			2.5	•	•	•	•									•					s	S-327	11
			2.5		•	•	•	•								•					s	105	13
			3		•	•	•	•								•					s	A-327	9
			3		•	•	•	•								•					s	S-327	11
			3		•	•	•	•								•					s	105	13
			3.5		•	•	•	•								•					s	318	12
			3.5		•	•	•	•								•					s	105	13
			4		•	•	•	•								•					s	318	12
			4.5		•	•	•	•								•					s	318	12
			6		•	•	•	•								•					s	318	12
NHT (M) to NHT (M)	1.5		•	•	•										•					s	M-327	6	
	2.5			•	•	•									•					s	M-327	6	
	1.5	•	•	•										•					s	F-327	1		
NHT (F) to NHT (F)	2.5		•	•										•					s	S-319	3		
	2.5		•	•										•					s	F-327	1		
	3		•	•										•					s	S-319	3		
Aluminum	Hose Thread to Hose Thread	NHT (M) to NHT (F)	1.5		•									•					s	D-327A	7		
			1.5	•	•										•				s	A-327A	10		
			2.5		•	•									•					s	A-327A	10	
		NHT (F) to NHT (M)	1.5	•	•											•					s	D-327A	7
			2.5		•	•										•					s	M-327A	4
			2.5		•	•										•					s	M-327ABI	5
		NHT (F) to NHT (F)	1.5	•	•											•					s	F-327A	2
			2.5		•	•										•					s	F-327A	2
			2.5		•	•										•					s	F-327A	2

Key s = standard o = option

* A327 has optional pin lug and chrome finish in the 2.5F by 1.5M/1.5M by 2.5F size.

OPTIONS
THREADS
<i>NHT can also be called NST. See T-12 for optional threads.</i>
MEASUREMENTS
<i>Length measurements shown on page T-13.</i>

UNIVERSAL ADAPTER



- Cast brass construction with chrome-plated finish
- Adapts any 2.5" hose thread to 2.5" NHT
- Positive ratchet lock with thumb release
- Weight: 6.42 lbs.

ADAPTERS, CAPS & PLUGS

HOSE TO HOSE ADAPTERS

	FEMALE/FEMALE	MALE/MALE	MIXED
Figure 1	 <p>F-327</p> <ul style="list-style-type: none"> • Double swivel female • Cast brass finish (chrome optional) <p><i>Fig. 1</i></p>	 <p>M-327A</p> <ul style="list-style-type: none"> • Double male <p><i>Fig. 4</i></p>	 <p>D-327A</p> <ul style="list-style-type: none"> • Direct connect adapter <p><i>Fig. 7</i></p>
Figure 2	 <p>F-327A</p> <ul style="list-style-type: none"> • Double swivel female <p><i>Fig. 2</i></p>	 <p>M-327ABI</p> <ul style="list-style-type: none"> • Double male British Instantaneous <p><i>Fig. 5</i></p>	 <p>D-327</p> <ul style="list-style-type: none"> • Direct connect adapter • Chrome finish (cast brass optional) <p><i>Fig. 8</i></p>
Figure 3	 <p>S-319</p> <ul style="list-style-type: none"> • Double swivel female • Chrome finish (cast brass optional) <p><i>Fig. 3</i></p>	 <p>M-327</p> <ul style="list-style-type: none"> • Double male • Cast brass finish (chrome optional) <p><i>Fig. 6</i></p>	 <p>A-327</p> <ul style="list-style-type: none"> • Female rocker lug <p><i>Fig. 9</i></p>
			 <p>A-327A</p> <ul style="list-style-type: none"> • Female rocker lug <p><i>Fig. 10</i></p>
			 <p>S-327</p> <ul style="list-style-type: none"> • Internal lug body • External female rocker lug • Cast brass finish (chrome optional) <p><i>Fig. 11</i></p>
			 <p>318</p> <ul style="list-style-type: none"> • Female pin lug • Chrome finish (cast brass optional) <p><i>Fig. 12</i></p>
			 <p>105</p> <ul style="list-style-type: none"> • 45° discharge elbow • Female rocker lug • Chrome finish <p><i>Fig. 13</i></p>

ADDITIONAL INFORMATION

When ordering, specify: model number; inlet size, gender, and thread; outlet size, gender, and thread; as well as any optional type or finish information.

ADAPTERS, CAPS & PLUGS



HOSE TO PIPE / PIPE TO HOSE ADAPTERS

ADAPTERS, CAPS & PLUGS

10-5

What kind of adapter do you need?																					
Step 1: Select Material	Step 2: Choose Connection Type (Inlet to Outlet)	Step 3: Determine Gender (Inlet to Outlet)	Step 4: Select from available options													Step 5: Pick Model	Figure				
			Inlet	Size (Inches)						Construction		Type						Model			
				Outlet Options						Solid	Swivel	Hex	Internal Lug	Long Handle	Pin				Rocker		
				1	1.5	2	2.5	3	3.5											4	4.5
Brass	Hose Thread to Pipe Thread	NHT (M) to NPT (M)	1	•									•			s		306	17		
			1.5		•									•		s					
			2.5			•	•							•		s					
			4.5							•				•		s					
		NHT (M) to NPT (F)	1.5		•	•								•		s			307	18	
			1.5		•									•			s		418-S	21	
			2.5			•	•							•		s			307	18	
			2.5			•								•		s			418	19	
			2.5			•								•		s			418-L	20	
			2.5			•								•		s			418-S	21	
			3				•							•		s			418	19	
			3.5					•						•		s					
			4								•		•	•		s					
			4.5								•		•	•		s					
			NHT (F) to NPT (M)	1.5		•									•			s		307	18
				2.5		•	•	•	•						•		s				
	3						•							•		s		3060	15		
	1.5				•									•		s					
	NHT (F) to NPT (F)			2.5				•	•						•		s		s	160	14
				2.5				•	•						•		s	s	s	419	16
		3					•	•						•		s		s	160	14	
		3					•	•						•		s		s	419	16	
	Brass	Pipe Thread to Hose Thread	NPT (M) to NHT (M)	1	•									•			s		306	17	
				1.5		•								•		s					
				2.5			•	•						•		s					
				4.5							•			•		s					
			NPT (M) to NHT (F)	1.5		•	•								•		s			307	18
				2			•							•		s					
				2.5			•	•						•		s					
				3			•							•		s					
			NPT (F) to NHT (M)	1.5		•									•		s			307	18
				2		•									•		s			418-S	21
				2.5		•									•		s			307	18
				2.5			•	•							•		s			418-L	20
		2.5				•								•		s			418-S	21	
		3				•								•		s			307	18	
		3				•	•							•		s			418	19	
		3.5					•							•		s					
		4								•		•	•		s						
		5								•		•	•		s						
NPT (F) to NHT (F)		1.5		•									•			s		3060	15		
		2.5				•	•						•		s		s			160	14
		2.5				•	•						•		s		s	419	16		
		3				•	•						•		s		s	160	14		
Aluminum		Hose Thread to Pipe Thread	NHT (M) to NPT (F)	2.5			•							•				s	418-SA	22	
				Pipe Thread to Hose Thread	NPT (F) to NHT (M)	2.5			•						•				s	418-SA	22

Key s = standard o = option

OPTIONS

THREADS

NHT can also be called NST. See T-12 for optional threads.

MEASUREMENTS

Length measurements shown on page T-13.

UNIVERSAL ADAPTER












435

- Cast brass construction with chrome-plated finish
- Adapts any 2.5" hose thread to 2.5" NHT
- Positive ratchet lock with thumb release
- Weight: 6.42 lbs.

ADAPTERS, CAPS & PLUGS

HOSE TO PIPE / PIPE TO HOSE ADAPTERS

	FEMALE/FEMALE	MALE/MALE	MIXED
Figure 14	 <p>160</p> <ul style="list-style-type: none"> • Swivel female to female • Cast brass finish (chrome optional) <p><i>Fig. 14</i></p>	 <p>306</p> <ul style="list-style-type: none"> • Double male • Cast brass finish (chrome optional) <p><i>Fig. 17</i></p>	 <p>307</p> <ul style="list-style-type: none"> • Cast brass finish (chrome optional) <p><i>Fig. 18</i></p>
Figure 15	 <p>3060</p> <ul style="list-style-type: none"> • Double female • Cast brass finish (chrome optional) <p><i>Fig. 15</i></p>		 <p>418</p> <ul style="list-style-type: none"> • Suction adapter • Removable strainer • Chrome finish <p><i>Fig. 19</i></p>
Figure 16	 <p>419</p> <ul style="list-style-type: none"> • Swivel female to female suction adapter • Built-in strainer • Chrome finish <p><i>Fig. 16</i></p>		 <p>418-L</p> <ul style="list-style-type: none"> • Long discharge adapter • Chrome finish <p><i>Fig. 20</i></p>
			 <p>418-S</p> <ul style="list-style-type: none"> • Short discharge adapter • Chrome finish <p><i>Fig. 21</i></p>
			 <p>418-SA</p> <ul style="list-style-type: none"> • Short discharge adapter • Female rocker lug <p><i>Fig. 22</i></p>

ADDITIONAL INFORMATION

When ordering, specify: model number; inlet size, gender and thread; outlet size, gender and thread; as well as any optional type or finish information.